



User's Manual

Wi-Fi Smart Plug HS100

Wi-Fi Smart Plug with Energy Monitoring HS110

Contents

3	Chapter 1. Introduction
	1.1 Product Overview
	1.2 Main Features
	1.3 Panel Layout
6	Chapter 2. Quick Start
7	Troubleshooting

Chapter 1. Introduction

1.1 Product Overview

What This Product Does

The Wi-Fi Smart Plugs make it easy to control your lights or household electronic devices anywhere in the world with the TP-Link Kasa Smart app on your smartphones or tablets.

Schedule and Away Mode

With the Kasa's Schedule and Away Mode, you can automate your lights or plugged-in appliances to turn on and off according to specific schedules, to simulate occupancy when you're away from home. In addition, the countdown timer enhances safety by automatically switching off the running household appliances after a preset time.

Compatible with Amazon Echo

You can pair the Smart Plugs with Amazon Echo for voice control.

Compatible with Android, iOS

The free Kasa Smart app lets you run them from any Android (5.0 and higher) or iOS (iOS 10 and higher) smartphone.

Energy Conservation (for HS110 only)


You can efficiently conserve energy and save money while using the Smart Plugs to control your space heaters and fans. The Smart Plug tracks your device's power consumption in real-time, and has weekly and monthly summaries.

1.2 Main Features






- Control devices connected to the Smart Plug wherever you have Internet using the free Kasa Smart app on yoursmartphone.
- Schedule the Smart Plug to automatically power electronics on and off as needed, like setting lights to come on at dusk or turn off at sunrise.

- Analyze your plugged-in device's real-time and historical power consumption. (for HS110 only)
- Turns your devices on and off at different times to give the appearance that someone is home.
- Amazon Echo (sold separately) lets you control devices connected to the Smart Plugs just using your voice.

1.3 Panel Layout



* Image may differ from actual product due to different regional power specifications. Here we use the E.U. version as an example.

Itemes	Sta-tus	Description
 (Settings Button)	/	Press this button for 5 seconds or until the Wi-Fi LED  blinks amber and green to initiate the app-config process. Press and hold for 10 seconds or until the Wi-Fi LED  blinks amber rapidly to factory reset.
 (Wi-Fi LED)	Blink	Amber and green: App configuring process. Green: Connecting to the network. Amber: Factory resetting.
	On	Green: Network connection established. Amber: Rebooting. Red: No network connection.
 (Power LED)	On	The Smart Plug is switched on.
	Off	The Smart Plug is switched off.

Supported Load Types:

Coffee Maker: 800 W

Desk Lamp: 235.2 W

LCD: 270 W

Heater: 1500 W

Humidifier: 260 W

Iron: 1500 W

Toaster: 850 W

Tower Fan: 50 W

Chapter 2. Quick Start

1. Download **Kasa Smart** app from the App Store or Google Play.




OR
scan QR
code



2. Connect your mobile device to a **2.4GHz Wi-Fi** network.

Note: The Smart Plug only supports 2.4GHz networks.



3. Launch **Kasa** and follow the app instructions to connect the Smart Plug to your network.

Troubleshooting

Frequently Asked Questions

1. What devices can I control with the Smart Plug?

You can control lights, electronics and small appliances such as humidifiers, air purifiers, portable heaters and fans.

2. What should I do when I can't control the connected device?

- Check that the connected device is switched to ON.
- Make sure your mobile device and the Smart Plug are on the same Wi-Fi network.
- Enable Remote Control to control the connected device from outside your home.

3. What should I do when the Wi-Fi LED is lit red?

A red LED light indicates no network connection.

- Check your network connectivity.
- Relocate the Smart Plug. Avoid placing the Smart Plug near potential sources of radio signal interference.
- Repeat the app configuring process.
- Factory reset the Smart Plug and try to add it again.

4. How do I pair the Smart Plug with Amazon Echo?

Visit www.tp-link.com/en/faq-944.html or within the Kasa Help section for pairing instructions.

Support

- Specifications can be found on the product page at www.tp-link.com
- Our Technical Support and troubleshooting information can be found at www.tp-link.com/support.

FCC compliance information statement



Product Name: Wi-Fi Smart Plug / Wi-Fi Smart Plug with Energy Monitoring

Model Number: HS100 / HS110

Responsible party:

TP-Link USA Corporation, d/b/a TP-Link North America, Inc.

Address: 145 South State College Blvd. Suite 400, Brea, CA 92821

Website: <http://www.tp-link.com/us/>

Tel: +1 626 333 0234

Fax: +1 909 527 6803

E-mail: sales.usa@tp-link.com

This equipment has been tested and found to comply with the limits for a Class B digital device, pursuant to part 15 of the FCC Rules. These limits are designed to provide reasonable protection against harmful interference in a residential installation. This equipment generates, uses and can radiate radio frequency energy and, if not installed and used in accordance with the instructions, may cause harmful interference to radio communications. However, there is no guarantee that interference will not occur in a particular installation. If this equipment does cause harmful interference to radio or television reception, which can be determined by turning the equipment off and on, the user is encouraged to try to correct the interference by one or more of the following measures:

- Reorient or relocate the receiving antenna.
- Increase the separation between the equipment and receiver.
- Connect the equipment into an outlet on a circuit different from that to which the receiver is connected.
- Consult the dealer or an experienced radio / TV technician for help.

This device complies with part 15 of the FCC Rules. Operation is subject to the following two conditions:

- 1) This device may not cause harmful interference.
- 2) This device must accept any interference received, including interference that may cause undesired operation.

Any changes or modifications not expressly approved by the party responsible for compliance could void the user's authority to operate the equipment.

Note: The manufacturer is not responsible for any radio or TV interference caused by

unauthorized modifications to this equipment. Such modifications could void the user's authority to operate the equipment.

FCC RF Radiation Exposure Statement

This equipment complies with FCC RF radiation exposure limits set forth for an uncontrolled environment. This device and its antenna must not be co-located or operating in conjunction with any other antenna or transmitter.

"To comply with FCC RF exposure compliance requirements, this grant is applicable to only Mobile Configurations. The antennas used for this transmitter must be installed to provide a separation distance of at least 20 cm from all persons and must not be co-located or operating in conjunction with any other antenna or transmitter."

We, TP-Link USA Corporation, has determined that the equipment shown as above has been shown to comply with the applicable technical standards, FCC part 15. There is no unauthorized change is made in the equipment and the equipment is properly maintained and operated.

Issue Date: 2020-11-17

CE Mark Warning



This is a class B product. In a domestic environment, this product may cause radio interference, in which case the user may be required to take adequate measures.

OPERATING FREQUENCY(the maximum transmitted power)

2412MHz—2472MHz(20dBm)

EU declaration of conformity

TP-Link hereby declares that the device is in compliance with the essential requirements and other relevant provisions of directives 2014/53/EU, 2009/125/EC, 2011/65/EU and (EU)2015/863.

The original EU declaration of conformity may be found at <https://www.tp-link.com/en/ce>.

RF Exposure Information

This device meets the EU requirements (2014/53/EU Article 3.1a) on the limitation of exposure of the general public to electromagnetic fields by way of health protection.

The device complies with RF specifications when the device used at 20 cm from your body.

Canadian Compliance Statement

This device contains licence-exempt transmitter(s)/receiver(s) that comply with Innovation, Science and Economic Development Canada's licence-exempt RSS(s). Operation is subject to the following two conditions:

- 1) This device may not cause interference.
- 2) This device must accept any interference, including interference that may cause undesired operation of the device.

L'émetteur/récepteur exempt de licence contenu dans le présent appareil est conforme aux CNR d'Innovation, Sciences et Développement économique Canada applicables aux appareils radio exempts de licence. L'exploitation est autorisée aux deux conditions suivantes :

- 1) L'appareil ne doit pas produire de brouillage;
- 2) L'appareil doit accepter tout brouillage radioélectrique subi, même si le brouillage est susceptible d'en compromettre le fonctionnement.

Radiation Exposure Statement

This equipment complies with IC radiation exposure limits set forth for an uncontrolled environment. This equipment should be installed and operated with minimum distance 20cm between the radiator & your body.

Déclaration d'exposition aux radiations

Cet équipement est conforme aux limites d'exposition aux rayonnements IC établies pour un environnement non contrôlé. Cet équipement doit être installé et utilisé avec un minimum de 20 cm de distance entre la source de rayonnement et votre corps.

Industry Canada Statement

CAN ICES-3 (B)/NMB-3(B)

Korea Warning Statements

당해 무선설비는 운용중 전파혼신 가능성이 있음.

NCC Notice

注意!

依據 低功率電波輻射性電機管理辦法

LP0002低功率射頻器材技術規範_章節3.8.2

取得審驗證明之低功率射頻器材，非經核准，公司、商號或使用者均不得擅自變更頻率、加大功率或變更原設計之特性及功能。

低功率射頻器材之使用不得影響飛航安全及干擾合法通信；經發現有干擾現象時，應立即停用，並改善至無干擾時方得繼續使用。

前述合法通信，指依電信管理法規定作業之無線電通信。

低功率射頻器材須忍受合法通信或工業、科學及醫療用電波輻射性電機設備之干擾。

BSMI Notice

安全諮詢及注意事項

- 請使用原裝電源供應器或只能按照本產品注明的電源類型使用本產品。
- 清潔本產品之前請先拔掉電源線。請勿使用液體、噴霧清潔劑或濕布進行清潔。
- 注意防潮，請勿將水或其他液體潑灑到本產品上。

- 插槽與開口供通風使用，以確保本產品的操作可靠並防止過熱，請勿堵塞或覆蓋開口。
- 請勿將本產品置放於靠近熱源的地方。除非有正常的通風，否則不可放在密閉位置中。
- 不要私自拆開機殼或自行維修，如產品有故障請與原廠或代理商聯繫。

限用物質含有情況標示聲明書

設備名稱： Equipment name HS100 HS10				型號 (型式)： Type designation (Type) Wi-Fi Smart Plug Wi-Fi Smart Plug with Energy Monitoring		
單元 Unit	限用物質及其化學符號 Restricted substances and its chemical symbols					
	鉛 Lead (Pb)	汞 Mercury (Hg)	鎘 Cadmium (Cd)	六價鉻 Hexavalent chromium (Cr+6)	多溴聯苯 Polybrominated biphenyls (PBB)	多溴二苯醚 Polybrominated diphenyl ethers (PBDE)
PCB	○	○	○	○	○	○
外殼	○	○	○	○	○	○
電源供應板	—	○	○	○	○	○
其他及其配件	—	○	○	○	○	○
備考 1. “超出 0.1 wt %” 及 “超出 0.01 wt %” 係指限用物質之百分比含量超出百分比含量基準值 Note 1: “Exceeding 0.1 wt %” and “exceeding 0.01 wt %” indicate that the percentage content of the restricted substance exceeds the reference percentage value of presence condition.						
備考 2. “○” 係指該項限用物質之百分比含量未超出百分比含量基準值。 Note 2: “○” indicates that the percentage content of the restricted substance does not exceed the percentage of reference value of presence.						
備考 3. “—” 係指該項限用物質為排除項目。 Note 3: The “—” indicates that the restricted substance corresponds to the exemption.						



Продукт сертифіковано згідно з правилами системи УкрСЕПРО на відповідність вимогам нормативних документів та вимогам, що передбачені чинними законодавчими актами України.





Safety Information

- Keep the device away from water, fire, humidity or hot environments.
- Do not attempt to disassemble, repair, or modify the device.
- Do not use the device where wireless devices are not allowed.
- The socket-outlet shall be installed near the equipment and shall be easily accessible.
- For passthrough devices, plug the power strips into the integrated electrical sockets of the devices, but devices of the same or another type not be stacked in normal use.
- The devices are not intended for use in locations where the temperature may be less than actual room conditions, such as unheated warehouses or garages.

Please read and follow the above safety information when operating the device. We cannot guarantee that no accidents or damage will occur due to improper use of the device. Please use this product with care and operate at your own risk.

Explanation of the symbols on the product label

Symbol	Explanation
	AC voltage
	Indoor use only
	RECYCLING This product bears the selective sorting symbol for Waste electrical and electronic equipment (WEEE). This means that this product must be handled pursuant to European directive 2012/19/EU in order to be recycled or dismantled to minimize its impact on the environment. User has the choice to give his product to a competent recycling organization or to the retailer when he buys a new electrical or electronic equipment.